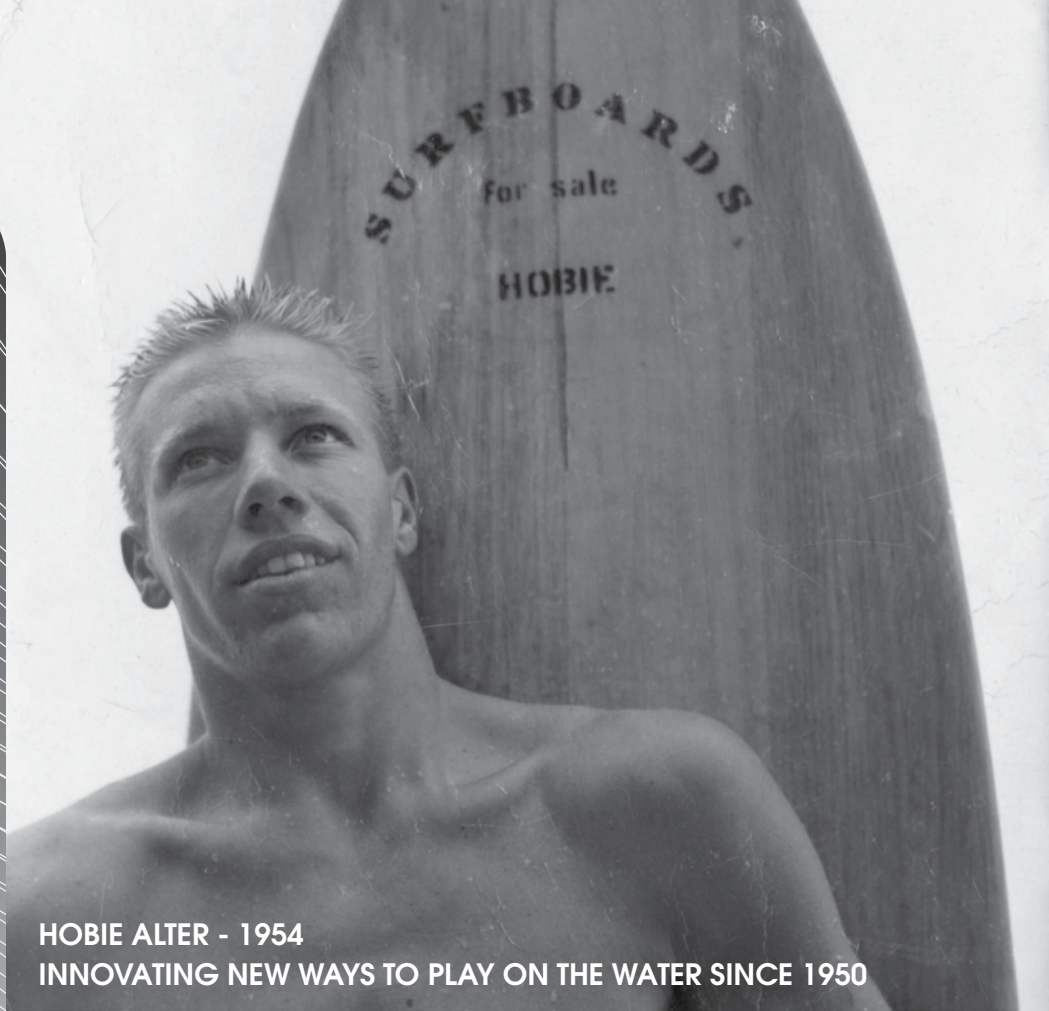


HOBIE STAND UP PADDLEBOARD COLLECTION

# STAND UP PADDLEBOARD

COLLECTION  
2015





HOBIE ALTER - 1954  
INNOVATING NEW WAYS TO PLAY ON THE WATER SINCE 1950



# INNOVATION

**Making high quality, high performance boards is something we have done for over 60 years.**

Hobie has been an industry leader in board manufacturing for over 60 years. With established production facilities in Dana Point, California, Hobie Stand Up Paddleboards has been on the developmental forefront of the stand up paddle industry since its early beginnings in 2006.

Hobie has established an innate knowledge of what it takes to make a high quality product and the right combination of materials to do it.

Hobie has continued the tradition with our lineup of stand up paddleboards, utilizing and bringing together proven board and boat building technologies. From the high performance CLK laminations found in our handcrafted RAW Series boards, to the highly functional and proven inflation technology found in our Inflatable Series, Hobie has developed a spectrum of stand up paddleboards to fit almost every paddler's needs.

## BOARD TECHNOLOGY

### HOBIE INTEGRATED HANDLE

#### HOBIE INTEGRATED HANDLE



Integrated Security Bar for locks

Ergonomic Hand Hold



#### INTEGRATED SECURITY BAR

A high strength stainless steel bar has been built in to the Hobie handle. This allows the board to be secured using a simple cable lock.



#### ERGONOMIC HAND HOLD

Contour molded hand hold designed for easy access and a secure and comfortable grip.

### HOBIE 2-WAY V-VENTING SYSTEM



A unique hassle free two-way vent system that equalizes pressure due to temperature or altitude variation.




# ATR II SERIES

Our most popular and versatile board series, the ATR II- All Terrain Ride is a great design for all conditions. If you are cruising on fresh water lakes, exploring salt water flats or surfing, the ATR II is the perfect board for the occasion! The series comes in three lengths, fits a variety of sized paddlers and is great for beginners or seasoned paddlers.

## SERIES FEATURES:

BCX molded construction, Hobie Handle, 2-Way V Venting System, Leash plug, ¾ length EVA pad



RECREATION



### ATRII 10-0

**Length:** 10 ft / 305 cm  
**Width:** 32 in / 81.28 cm  
**Thickness:** 4.75 in / 12.07 cm  
**Volume:** 181.1 L  
**Weight\*:** 25 lbs / 11.3 kg  
(\*approx. +/- 2 kg)  
**Colors:**



Red/  
Bamboo      Aqua/  
Bamboo



### ATRII 11-0

**Length:** 11 ft / 335 cm  
**Width:** 31.5 in / 80 cm  
**Thickness:** 4.98 in / 12.65 cm  
**Volume:** 206.8 lbs / 118 kg  
**Weight\*:** 26 lbs / 11.8 kg  
(\*approx. +/- 2 kg)  
**Colors:**



Red/  
Bamboo      Aqua/  
Bamboo



### ATRII 12-2

**Length:** 12 ft 2 in / 370.8 cm  
**Width:** 32 in / 81.28 cm  
**Thickness:** 4.85 in / 12.32 cm  
**Volume:** 238.5 L  
**Weight\*:** 29 lbs / 13.2 kg  
(\*approx. +/- 2 kg)  
**Colors:**



Red/  
Bamboo      Aqua/  
Bamboo

Scan for more information



# CMLB SERIES

Inspired by 3X longboard world champion and all around waterman Colin McPhillips. The CMLB series utilizes Hobie HCX construction that is economical, light weight, strong and molded for a consistent shape that is true to the original master shape. The board has a full outline, flatter deck with full tucked rails for stability. The bottom design begins with concave in the nose transitioning into a nice flat bottom under foot for stability that flows into a high performance tail with ample vee and double concave for tight loose turning with plenty of drive out of turns. It is a great board for flat water paddling with the added bonus of a great longboard surfing SUP. The cool new resin swirl nose panel connects with Hobie's resin rich surfing history showing our commitment to the craft of building high quality surfboards and SUP's.

## SERIES FEATURES:

HCX molded construction, Hobie Handle,  
2-Way V Venting System, Leash plug, ¾ length EVA pad



HCX- S4-W3 \$



### CMLB 9-0

**Length:** 9 ft / 274.3 cm  
**Width:** 30 in / 76.2 cm  
**Thickness:** 4.5 in / 11.43 cm  
**Volume:** 137.2 L  
**Weight\*:** 18 lbs / 8.2 kg  
(\*approx. +/- 2 kg)



### CMLB 9-8

**Length:** 9 ft 8 in / 294.6 cm  
**Width:** 30 in / 76.2 cm  
**Thickness:** 4.75 in / 12.07 cm  
**Volume:** 151.2 L  
**Weight\*:** 20 lbs / 9 kg  
(\*approx. +/- 2 kg)

Scan for more information



Colin McPhillips - Team Rider - USA

# BOARD CONSTRUCTION

At Hobie we strive for the best overall strength to weight ratio utilizing our different construction methods to fulfill current SUP demands. Our constructions are designed to fit a variety of styles of SUP paddling and budgets.

All of our construction methods are molded with the exception of our custom CLK construction. Molding our boards is very important to Hobie as it guarantees that the shapes and designs are replicas of our master shapes. Our custom CLK construction allows us to continue developing new cutting edge shapes and designs in Hobie's original factory in Dana Point, California. Many of these shapes and designs eventually will become molded models and then paired with the construction we feel the board is best suited for with our eyes always focused in on Strength, Weight, Price and most important Performance.

## STRENGTH-WEIGHT-PRICE RATIO (S-W-PR)

Below is our S-W-PR scale that will help you find the board and construction that best meets your needs. All of our boards are very strong and light— most are not over 30 lbs. All fin boxes, handles, hold downs and leash plugs are installed into high density foam for extra strength in all of our molded boards. In all SUP manufacturing there are big variations of strength, weight, price and performance.

**Strength = S1 (Durable) to S5 (less Durable)**  
**Weight = W1 (lighter) to W5 (Heavier)**

CONSTRUCTION	STRENGTH	WEIGHT	PRICE RANGE
HCX	S4	W3	\$
DMX	S1	W5	\$
BCX	S3	W3	\$\$
BCX4	S2	W3	\$\$\$
BCX4R	S5	W1	\$\$\$
CLK	S5	W1	\$\$\$\$

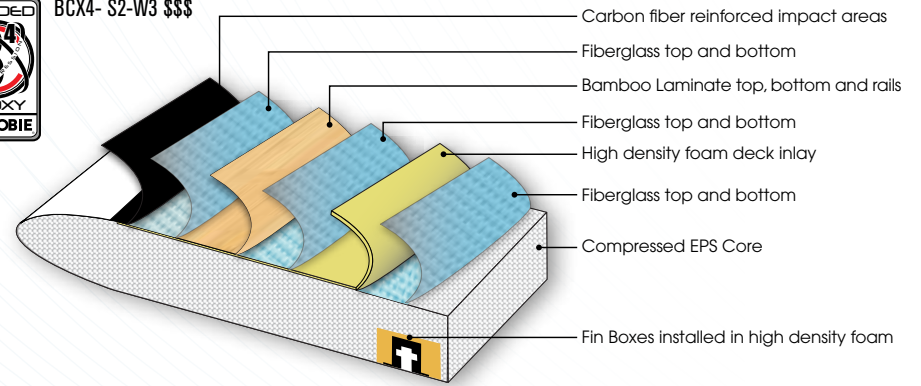
\*\*Not all constructions represented on this page

## BAMBOO COMPOSITE EPOXY 4 PHASE

### HIGH PRESSURE MOLDED LAMINATION



BCX4- S2-W3 \$\$\$

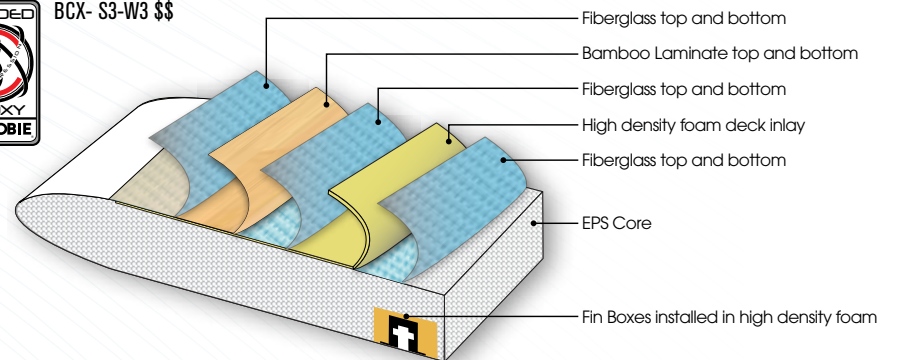


## BAMBOO COMPOSITE EPOXY

### MOLDED LAMINATION



BCX- S3-W3 \$\$

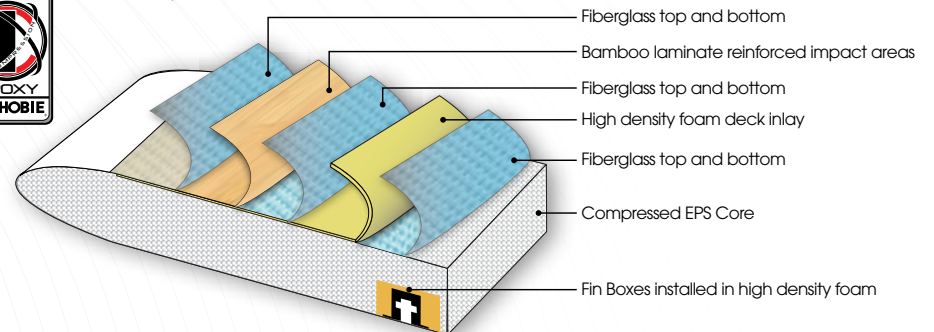


## HOBIE COMPOSITE EPOXY

### MOLDED LAMINATION



HCX- S4-W3 \$



# EVA-LUTION SERIES

The EVA-lution series takes our most popular and proven molded shapes and incorporates a full length EVA deck into the design. Utilizing full length EVA reduces the cost of manufacturing without compromising performance, and creates a paddling platform that is extremely user friendly and performance oriented. The board is constructed with Hobie's HCX high quality economic molded process. The end result is a board that is light weight, strong and performs extremely well in all conditions and is priced right for those on a budget.

## SERIES FEATURES:

HCX molded construction, Full length EVA pad, Hobie handle, 2-Way V Venting System, Leash plug



HCX- S4-W3 \$



	Length	Width	Thickness	Volume	Avg. Weight
<b>EVA-LUTION 10-0</b>	10 ft / 305 cm	32 in / 81.28 cm	4.75 in / 12.07 cm	181.1 L	23 lbs / 10.4 kg*
<b>EVA-LUTION 10-6</b>	10 ft 6 in / 320 cm	30 in / 76.2 cm	4.75 in / 12.07 cm	168.6 L	24 lbs / 10.9 kg*
<b>EVA-LUTION 11-0</b>	11 ft / 335 cm	31.5 in / 80 cm	4.98 in / 12.65 cm	206.8 L	25 lbs / 11.34 kg*

(\*approx. +/- 2 kg)

## THE EVA-LUTION ADVANTAGE

The EVA-Lution features full deck EVA padding providing a 100% fully functional deck area. The advantage is a board perfect for everyday usage under a full spectrum of paddling environments. Providing additional traction when needed, and added durability in vulnerable areas.



Scan for more information

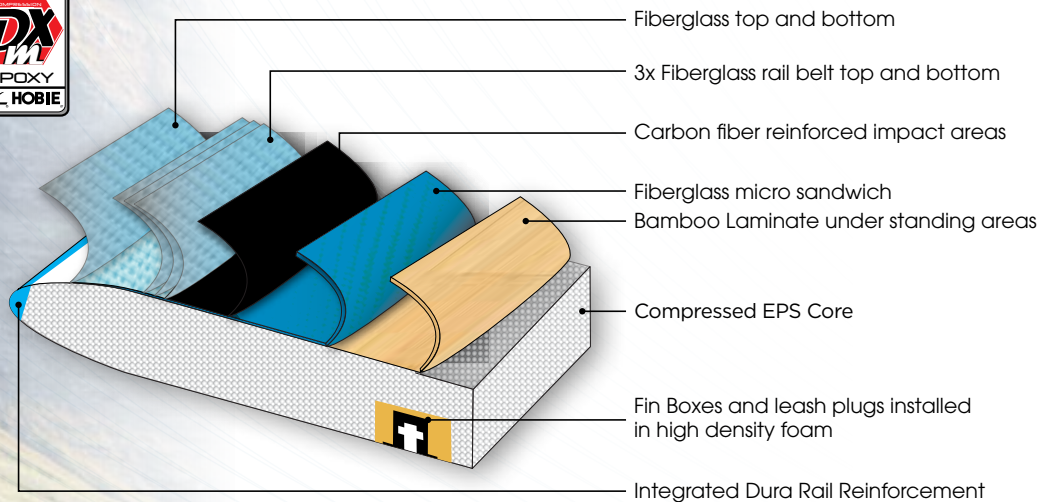


# DURABLE CONSTRUCTION

## DURABLE COMPRESSION MOLDED EPOXY

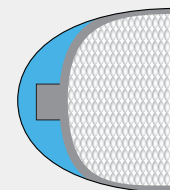


DMX- S1-W5 \$



### DURA RAIL REINFORCEMENT

The Dura Glide features an integrated rubber rail reinforcement belt built into the rail, providing a maximum level of protection and maintains overall board performance.





# DURA GLIDE SERIES

A fusion of performance, stability and durability, the Dura Glide series is perfect for entry to intermediate paddlers. Featuring a super stable design with perfect rocker to maximize glide and performance, while utilizing Hobie's DMX construction to maximize durability. A great board series for demo and rental fleets.

## SERIES FEATURES:

Full length EVA Pad, Integrated rubber reinforced rails, Hobie Handle, 2-Way V Venting System, Single center fin, Leash plug, tie down points



DMX- S1-W5 \$



## DURA GLIDE 9-6

**Length:** 9 ft 6 in / 289.6 cm  
**Width:** 30 in / 76.2 cm  
**Thickness:** 4.6 in / 11.68 cm  
**Volume:** 162 L  
**Weight\*:** 25 lbs / 11.3 kg  
(\*approx. +/- 2 kg)



## DURA GLIDE 10-10

**Length:** 10 ft 10 in / 330 cm  
**Width:** 33 in / 83.82 cm  
**Thickness:** 5 in / 12.7 cm  
**Volume:** 227.1 L  
**Weight\*:** 31 lbs / 13.1 kg  
(\*approx. +/- 2 kg)

Scan for more information



# VENTURE SERIES

True multi-use boards, this range of versatile design fuses racing, distance, touring, and surf features all into one. The result is a series of boards that can go almost anywhere and be fun to paddle in a wide variety of conditions.

## SERIES FEATURES:

BCX4 molded construction, Hobie Handle, 2-Way V Venting System Leash plug, EVA pad



BCX4- S2-W3 \$\$\$

# ELITE TOUR

A great all around touring board for long or short distance paddles, and works well in all conditions: up wind, downwind, side chop, etc., the Elite can handle it all. The Elite Tour is one of our most popular and proven board designs, incorporating a piercing bow for clean entry and exit in and out of waves and a single bottom concave under foot for added glide and stability. A slight vee in the tail lets the board go in and out of the surf efficiently. The deck incorporates a slight concave under foot for comfort and lowers your center of gravity for added stability.



TOUR



## VENTURE 10-4

**Length:** 10 ft 4 in / 315 cm  
**Width:** 30 in / 76.2 cm  
**Thickness:** 4.85 in / 12.32 cm  
**Volume:** 192.5 L  
**Weight\*:** 24 lbs / 10.9 kg  
 (\*approx. +/- 2 kg)  
**Colors:**



Red/  
Bamboo

Aqua



## VENTURE 12-4

**Length:** 12 ft 4 in / 376 cm  
**Width:** 30 in / 76.2 cm  
**Thickness:** 5.4 in / 13.7 cm  
**Volume:** 247.5 L  
**Weight\*:** 29.5 lbs / 13.4 kg  
 (\*approx. +/- 2 kg)  
**Colors:**



Red/  
Bamboo

Aqua

Scan for more information



## ELITE TOUR 12-6

**Length:** 12 ft 6 in / 381 cm  
**Width:** 28.875 in / 73.34 cm  
**Thickness:** 6.6 in / 16.76 cm  
**Volume:** 249 L  
**Weight\*:** 32 lbs / 14.5 kg  
 (\*approx. +/- 2 kg)

Scan for more information



# APEX 4R SERIES

The Apex 4R Series uses our BCX4R molded construction that is light weight, strong and molded for a consistent shape. The 14' comes in two different widths to accommodate different size paddlers and the 12' 6" comes in one width for true racing performance. The nose design is a combination between a piercing and displacement hull for piercing through waves as well as going over them with ease. The bottom is flat from rail to rail for under foot for stability; flowing to a slight vee bottom for control in and out of the surf. The deck has a step deck design that lowers the paddler's center of gravity for added stability. The Apex design is very versatile, and handles all conditions extremely well. It is stable, fast and a very responsive race board.

## SERIES FEATURES:

BCX4R molded construction, Hobie Handle, 2-Way V Venting System, Leash plug, EVA pad

## HEX-LITE SPEED SKIN



Featuring Hex-Lite Speed Skin. A high performance finish providing maximum strength to weight ratio.



Scan for more information



Byron Kurt - Team Rider - USA

	Length	Width	Thickness	Volume	Avg. Weight
<b>APEX 14 - 5.75</b>	14 ft / 427 cm	25.75 in / 65.4 cm	6.25 in / 15.88 cm	253.4 L	25 lbs / 11.34 kg*
<b>APEX 14 - 7.50</b>	14 ft / 427 cm	27.5 in / 69.85 cm	6.5 in / 16.51 cm	292.8 L	25 lbs / 11.34 kg*
<b>APEX 12.6 - 5.75</b>	12 ft 6 in / 381 cm	25.75 in / 65.4 cm	6.25 in / 15.88 cm	227.2 L	23 lbs / 10.43 kg*

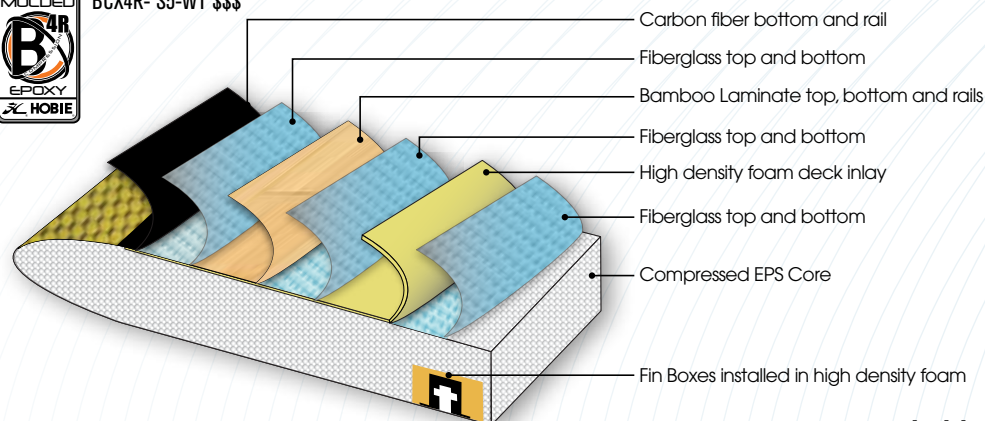
(\*approx. +/- 2 kg)

## BAMBOO COMPOSITE EPOXY 4 PHASE RACE

HIGH PRESSURE MOLDED LAMINATION



BCX4R- S5-W1 \$\$\$



# INFLATABLES

I N F L A T A B L E



Incorporating many of the same technical design aspects from the rest of the Hobie SUP line, the Hobie Inflatable Series makes stand up paddling easy, fun, and portable. Perfect for families or travelers on the go, the entire Hobie Inflatable Series stores neatly and compact, and can be ready to go in a matter of minutes.

## INFLATABLE FEATURES:

- Hi-Tech drop-stitch construction 18TPI
- Inflatable to 15 PSI
- Rigid under foot plates for added board stiffness
- High pressure spring valve for quick and easy inflation and deflation
- ¾ length EVA foot pad provides grip and comfort
- Built in convenient carry handle
- Removable center fin & tri fin on some models
- Stainless steel D-rings on some models for tying off to boats, docks, etc
- Bungee® tie down system (not on all models)

## INCLUDED:



Heavy-duty backpack storage bag



Pump w/ gauge




EXP - 3-piece paddle



Repair kit

## S3 STAND UP PADDLE STABILITY SYSTEM



An innovative system developed by Hobie, the S3 control plates provide additional stability and rigidity in key areas of the board, providing a superior paddling experience yet maintaining optimal portability.



# OUTDOOR i SERIES

The Sportsman and the Day Trip Air are two new Hobie i-Series models for 2015. The main function of the line is VERSATILITY and ACCESS to remote water. The boards are designed to be stable platforms for a multitude of paddling uses. The boards are a perfect paddling platform for fishing, diving, river trips, great for hiking and camping in remote locations. They are also stable platforms for exercise-yoga, pilates, cross training etc. Anything you can think of to do on the water, the Sportsman and the Day Trip Air are the perfect boards for the occasion. They paddle great, are extremely stable and very versatile.

## SERIES FEATURES:

Triple air chamber TAC- construction, 4" center chamber- 18 treads per square inch inflates to 15 psi for a rigid platform to paddle, The two 6" side chambers inflate to 5 psi for total stability, Multiple D ring hold down points and Bungee® cords in front and behind standing area for lashing down cargo, ¾ Length EVA for pad comfort while paddling, Durable skid plates outer chambers for durability, 2 plus 1 fins with removable 8.5" center fin, Durable ergonomic backpack carrying bag for storage and easy transportation, Hobie 3 piece stretch paddle, High pressure hand pump, hose, gage and repair kit, Lightweight and portable



### DAY TRIP-AIR 8-0

**Length:** 8 ft / 243.84 cm  
**Width:** 38 in / 96.52 cm  
**Thickness:** 5.75 in / 14.6 cm  
**Volume:** 245.5 L  
**Weight\*:** 23 lbs / 10.4 kg  
(\*approx. +/- 2 kg)



### SPORTSMAN 10-9

**Length:** 10 ft 9 in / 327.7 cm  
**Width:** 38 in / 96.52 cm  
**Thickness:** 7 in / 17.78 cm  
**Volume:** 282 L  
**Weight\*:** 32 lbs / 14.51 kg  
(\*approx. +/- 2 kg)

Scan for more information



# 6 i SERIES

## SERIES FEATURES:

High-tech drop-stitch construction 18TPI, Inflatable to 15 PSI, Rigid under foot plates for added board stiffness, High pressure spring valve for quick and easy inflation and deflation, 3/4 EVA deck pad, Bungee® tie-down system, Stainless steel D-rings for tying off to boats, docks, etc., Removable center fin, Built-in convenient carry handle and four built-in utility handles



### ADVENTURE 10-8

**Length:** 10 ft 8 in / 325 cm

**Width:** 32 in / 81.3 cm

**Thickness:** 5.75 in / 14.6 cm

**Volume:** 277 L

**Weight\*:** 27 lbs / 12.2 kg  
(\*approx. +/- 2 kg)



### TOUR 10-6

**Length:** 10 ft 6 in / 320 cm

**Width:** 32 in / 81.3 cm

**Thickness:** 5.75 in / 14.6 cm

**Volume:** 246.2 L

**Weight\*:** 27 lbs / 12.2 kg  
(\*approx. +/- 2 kg)



### TOUR 12-6

**Length:** 12 ft 6 in / 381 cm

**Width:** 32 in / 81.3 cm

**Thickness:** 5.75 in / 14.6 cm

**Volume:** 298 L

**Weight\*:** 28 lbs / 12.7 kg  
(\*approx. +/- 2 kg)

Scan for more information



# 4 i SERIES

Perfect for paddlers who only want the basics with great performance and versatility.

## SERIES FEATURES:

High-tech drop-stitch construction 18TPI, Inflatable to 15 PSI, Rigid under foot plates for added board stiffness, High pressure spring valve for quick and easy inflation and deflation, 3/4 EVA deck pad, Bungee® tie-down system, Removable center fin, Built-in convenient carry handle



## COASTER 10-0

**Length:** 10 ft / 305 cm

**Width:** 32 in / 81.3 cm

**Thickness:** 4.25 in / 14.6 cm

**Volume:** 193.3 L

**Weight\*:** 23 lbs / 10.4 kg  
(\*approx. +/- 2 kg)

### Kit Accessories:

Shoulder storage bag

3-piece paddle

Pump

Repair kit

## INFLATABLE ACCESSORIES:



Roll Top Dry Bag



Inflatable SUP Roller Bag



Tri Ring Kit



Electric Inflatable SUP Pump



I N F L A T A B L E

# MADE IN THE USA



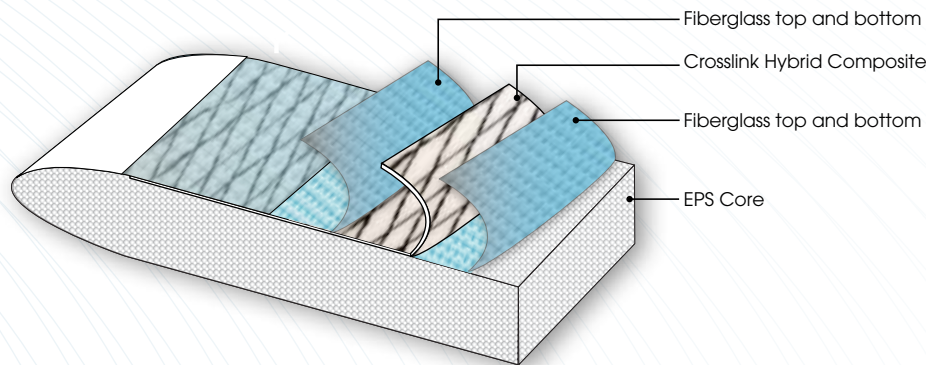
## CROSS LINK HYBRID COMPOSITE LAMINATION

HANDCRAFTED IN THE USA



CLK- S5-W1 \$\$\$\$

Developed and constructed in the USA. The CLK Lamination technique, as it applies to SUPs, has been perfected by the master laminators at our Hobie Glass Shop, and utilizes space age cross link hybrid laminating technology to produce lightweight, high quality, and high performance stand up paddleboards.



Hobie CLK construction utilizes ESF Technology® powered by Technora®. A proprietary off angle engineered fabric produced with Technora aramid fiber, similar to Kevlar®. The combination produces an engineered fabric that is weight for weight 8 times stronger than steel and 3 times stronger than fiberglass, polyester and nylon.





# APEX RACE SERIES

Hobie Race Raw boards are shaped utilizing CAD shaping technology and hand finished to ensure optimum performance and quality. Each Race Raw is laminated using Hobie's CLK Hybrid Laminating Technology producing a strong, light weight, high quality, and high performance stand up race board.

## SERIES FEATURES:

Lightweight EPS core, Premium s-cloth fiberglass, ESF weave technology with Technora, Unidirectional carbon stringer, 70/30 flat weave carbon deck patch, H handle, Futures fin boxes



CLK-S5-W1 \$\$\$\$



Greg Closier - Team Rider - France



JR APEX RACE

	Length	Width	Thickness	Volume	Avg. Weight
<b>APEX PRO 14</b>	14 ft / 427 cm	25.75 in / 65.4 cm	6.25 in / 15.9 cm	253.4 L	21 lbs / 9.5 kg*
<b>APEX 14</b>	14 ft / 427 cm	27.5 in / 69.9 cm	6.5 in / 16.5 cm	292.8 L	24 lbs / 10.9 kg*
<b>APEX PRO 12.6</b>	12 ft 6 in / 381 cm	25.75 in / 65.4 cm	5.3 in / 13.5 cm	208 L	19 lbs / 8.6 kg*
<b>APEX 12.6</b>	12 ft 6 in / 381 cm	27.5 in / 69.9 cm	5.7 in / 14.5 cm	227.2 L	20 lbs / 9 kg*
<b>APEX JR 11</b>	11 ft / 335.28 cm	24 in / 60.96 cm	5.3 in / 13.5 cm	151.2 L	18 lbs / 8.2 kg*

(\*approx. +/- 2 kg)

## AVAILABLE COLORS:



Pro USA



Standard



Seafoam



Orange



Yellow




Green

Custom colors are special order

M A D E I N T H E U S A

# PRO SURF

# CM PRO SERIES



Colin McPhillips - Team Rider-USA

Inspired by 3X longboard world champion and all around waterman Colin McPhillips. The latest in cutting edge SUP surfing designs, the CM Pro series is exactly what Colin rides. Super lightweight CLK construction (Made in the USA), the design has a pulled in nose and tail outline, added rocker pop in the nose, foiled out rails, nose, tail and mid-section. The bottom flows from a flat nose rail to rail through the mid-section for added stability. In the tail, there is a sweet spot directly under the rider's center of gravity with ample vee and deep double concave for tight snappy turns and drive from rail to rail. It is designed specifically for vertical in the pocket high performance SUP surfing!

### SERIES FEATURES:

Lightweight EPS core, Premium s-cloth fiberglass, ESF weave technology with Technora, Unidirectional carbon stringer, 70/30 flat weave carbon deck patch, H handle, Futures fin boxes



CLK- S5-W1 \$\$\$\$



	Length	Width	Thickness	Volume	Avg. Weight
<b>CM PRO 7-10</b>	7 ft 10 in / 238.8 cm	27.5 in / 69.85 cm	4 in / 10.16 cm	90.7 L	11.5 lbs / 5.2 kg*
<b>CM PRO 8-4</b>	8 ft 4 in / 254 cm	28.5 in / 72.39 cm	4.2 in / 10.67 cm	105.9 L	12.5 lbs / 5.7 kg*
<b>CM PRO 8-10</b>	8 ft 10 in / 269.2 cm	29 in / 73.66 cm	4.3 in / 10.92 cm	113 L	14 lbs / 6.4 kg*
<b>CM PRO 9-4</b>	9 ft 4 in / 284.5cm	29.5 in / 74.93 cm	4.5 in / 11.43 cm	131.2 L	16 lbs / 7.3 kg*

(\*approx. +/- 2 kg)

### AVAILABLE COLORS



Pro USA



Standard



Seafoam



Orange



Yellow



Green

Custom colors are special order

# CMLB COMP SERIES

This is the latest design in longboard SUP surfing. When the waves aren't dumping and ripping on a longboard is in the cards, the CMLB Comp series is the perfect board for the occasion. Nice curvy outline, added pop in the nose rocker, foiled out nose, tail and rails with the Hobie sweet spot under foot, ample vee and deep double concave for tight snappy turns with drive from rail to rail. The CMLB Comp series is a high performance longboard with SUP dimensions- a longboard surfing SUP that rips when you want it to or just goes with the flow when the time is right.



	Length	Width	Thickness	Volume	Avg. Weight
<b>CMLB COMP 9</b>	9 ft / 274.3 cm	30 in / 76.2 cm	4.6 in / 11.68 cm	134 L	15 lbs / 6.8 kg*
<b>CMLB COMP 9-6</b>	9 ft 6 in / 427 cm	30 in / 76.2 cm	4.6 in / 11.68 cm	141.2 L	16 lbs / 7.25 kg*
<b>CMLB COMP 10-6</b>	10 ft 6 in / 320 cm	30.5 in / 77.47 cm	4.6 in / 11.68 cm	158.6 L	17 lbs / 7.7 kg*

(\*approx. +/- 2 kg)

## AVAILABLE COLORS



Pro USA



Standard



Seafoam



Orange



Yellow



Green

Custom colors are special order

M A D E I N T H E U S A

# PADDLES

## FEATURES

### HANDLE

An ergonomically designed handle for maximum comfort and control.



### SHAFT

- Pro Carbon Series - Tapered oval
- Recreation Series - Round
- Designed to be light, quick, stiff, and comfortable with a bit of snap.



### BLADES

- 7.8 in / 19.8 cm blade width
- 8.5 in / 21.6 cm blade width
- Dihedral blades incorporate a center spine and a 11 degree blade angle translating into the perfect combination of stiffness, strength, control and power.



## PRO CARBON SERIES

## RECREATION SERIES



	CARBON RACE	CARBON HYBRID
Length	86" Max / 218 cm	86" Max / 218 cm
Material	Carbon	Carbon Fiberglass
Blade Width	8.5" / 21.6 cm	7.8" / 19.8 cm
Weight	16.9 oz @ 78" / 479 g	19.75 oz @ 78" / 558 g

	EXPLORER	EXP-STRETCH	EXP - 3-PIECE TRAVELER	AI-STRETCH
Length	86" Max / 218 cm	70" - 82" / 178-208 cm	65"-80"v / 165-203 cm *collapses to 30"	66-84"
Material	Fiberglass	Fiberglass	Fiberglass	Aluminum / EVA
Blade Width	7.5" / 19 cm	7.5" / 19 cm	7.5" / 19 cm	8" / 20.3 cm
Weight	28.75 oz @ 78" / 815 g	32.55 oz / 923 g	33.02 oz / 939 g	40 oz / 1.13 kg

# LOGO WEAR



## PADDLE T

100% cotton jersey  
Black / White  
Sizes: S-XXL



## SUP T

100% cotton jersey  
Black / White  
Sizes: S-XXL



## PADDLE H T

100% cotton jersey  
Black / White  
Sizes: S-XXL



## PADDLE TECH SHIRT

100% polyester, lightweight, quick dry  
UV resistant  
White  
Sizes: S-XXL



## DIAMOND T

100% cotton jersey  
Black / White  
Sizes: S-XXL



## CLASSIC T

100% cotton jersey  
Black / White  
Sizes: S-XXL



## PADDLE H TRUCKER HAT

# BAGS

## ROLL TOP DRY BAG

2000 cu. in  
20" x 10" / 51 x 25  
0.8 lbs / 0.4 kg  
Waterproof Fabric  
Water Resistant



Colors: Blue, Red, Yellow


## SUP BOARD BAG

Heavy duty nylon  
Side wall padding  
Suitable for airline transport  
Integrated mesh fin storage




Sizes: 14' / 12' 6" / 12' / 11' 2" / 10' 4" / 9' 6" / 8' 6"

# BOARD ACCESSORIES



## SUP STOMP PAD

Can replace tail piece of 8-piece Pad



## 8-PIECE TRACTION PAD



## SUP LEASH

9' / 10' Coiled



## SUP PROTECTION KIT

Includes Rail Guards, Paddle Savers, Nose Guard, Tail Guard



## HOBIE FIN

Sizes 8" - 9"



## PHASE 4 FIN

9.75"



## REPLACEMENT SIDE FINs



## HARDWARE ACCESSORY KIT



## WEBBING LIFT HANDLE



## BLADE GUARD




## HOBIE BELT PACK PFD

Extremely lightweight and comfortable belt carried PFD design is cooler and more comfortable than typical PFDs. Belt pack style stays out of the way till you inflate and put the bladder on over your neck. Adjustable waist. Buoyancy: 26 Pounds. USCG Approved Type III PFD, approved for use by persons 80 lbs and 16 years of age or older. Size: Universal Adult Size. Durable ripstop nylon pack. 2" wide, adjustable, nylon waist belt. Includes (1) CO2 Cylinder and instructions.



## RACK PADS

Sizes: 18" / 36"



## HOBIE- MASTER OF WATER, WIND AND WAVES

17 chapters with 300 pages, 120,000 words of text and 585 photographs that document Hobie's entire life and career. Own a part of the legend!



## 12' TIE DOWN STRAPS

# DEALER MERCHANDISING



## PORTABLE TENT

Size: 10' X 10'  
Includes Bag



## DEALER BANNER



## EVENT FLAGS

Size: 12'  
Includes, Frame, Bag,  
Ground pin



## RACE BOUYs



## DIE CUT STICKER PACKS

10 / Pack  
Colors: Black, White



**USA & GLOBAL  
HOBIE SURFBOARDS**

E: [sup@hobie.com](mailto:sup@hobie.com)  
T: (888) Hobie-21  
T: (949) 240-5105  
[hobie.com](http://hobie.com)

**EUROPE  
DOUBLE V**

E: [contact@sunshort.com](mailto:contact@sunshort.com)  
T: +33 (0) 6 29 12 36 46  
[hobiesup-europe.com](http://hobiesup-europe.com)

**BRAZIL**

**RocketSports Ltda.**

E: [alex@rocketsports.com.br](mailto:alex@rocketsports.com.br)  
T: +55 11 99106-9696

**USA & CANADA  
HOBIE CAT COMPANY**

**Authorized Hobie Cat & Kayak Dealers**

E: [info@hobiecat.com](mailto:info@hobiecat.com)  
T: 1 (800) Hobie-49  
[hobiecat.com](http://hobiecat.com)

**AUSTRALIA & S. PACIFIC  
HOBIE CAT AUSTRALASIA**

E: [sales@hobiesup.com.au](mailto:sales@hobiesup.com.au)  
T: +64 (0) 244418400  
[hobiesup.com.au](http://hobiesup.com.au)



Scan for more  
information

